

# Bettor Solutions

*presents the*

## Mini-Dutch Program

©2003 James A. Giordano

*This manual and the Mini Dutch program may be freely distributed.*

***NOW DOES EXOTICS!***

---

***Small in size but jam-packed with features:***

**Play up to four picks in the same race.**

**Change your bankroll from \$20 to \$200.**

**Computes the bets for each pick and rounds off to the nearest dollar.**

**The program calculates both the Profit and Return-on-Investment for the entire bet and warns you if a profit can't be made.**

**The floating window always remains visible while using on-line tote / betting programs or web sites.**

**<sup>a</sup> The program window is very compact as to not interfere with viewing the tote board or other live betting windows.**

Before learning how to use the Mini-Dutch program you may want to take my crash course on Dutching. Once you are familiar with the principles of Dutching the program will be much more intuitive and easier to learn.

If you are already familiar with Dutching you may skip ahead to the Tutorial portion of this manual.

## A Crash Course in Dutching for Profit

### *What is the main purpose of Dutching?*

The objective of Dutching is to be able to bet different amounts on multiple horses in a race (going off at different odds) and make the same amount of profit regardless of which one wins. The technical term is called "Proportional Wagering."

### *How many picks can I bet?*

In theory, if the track didn't take a cut of the betting pools (the vigorish or "Vig") to cover purses and other expenses, it would be possible to bet every runner. Of course such a bet would always win but money-wise would always just break even - kind of like betting both red and black in roulette.

### *So how do I use Dutching?*

The original idea (as conceived by the Chicago mobster "Dutch" Schultz) was that if you could eliminate all the non-contenders in a race and bet on all the rest, you would always win. As long as your elimination process is perfect, this idea will still work today. The trick is betting in such a way that no matter which pick wins we make the same amount of profit.

## *What kind of Bets can be Dutched?*

You can Dutch any bet that you know the odds or probable payoff of. This includes Win, exacta, doubles, triples trifectas etc. Bets with no posted odds or payoffs such as place, show and Pick-6 bets can not be Dutched.

## *What about my profit?*

As I mentioned in the introduction, the only disadvantage to Dutching is that it lowers the profit of the bet. And as you might expect, the more horses you Dutch, the more losing tickets you will end up with, so naturally, the lower the profit will be.

## *Is there any way to improve the profit on a Dutch?*

The simplest way is to play fewer picks. The biggest mistake most people make it to try to include every horse that has any chance of possibly winning. While this does result in more winning bets it can actually result in a lower overall profits. In other words it might be better to raise the profit per bet by throwing out a horse here and there and taking the occasional loss now and then. For example, if you could double the profit-per-race you could then afford to lose every other Dutch and still make the same overall profit. Chances are, carefully tossing out a horse or two won't result in that many more losses.

## *How can I tell if a pick can be safely eliminated?*

The hardest thing about deciding whether to play a pick or toss it out is in figuring out how much the profit will improve if you pass it versus how much you would lose if you don't bet it and it ends up winning. If you had a guess as to the likelihood (odds) that the pick in question might actually win, you could actually figure out whether or not you should bet it. Of course trying to do that even with a calculator is out of the question, especially close to post time. So for now you must go with your gut on tossing

out runners. But for the serious players out there fortunately both my E-Z-Dutch-It and Multi-Bet programs will do these calculations automatically for every pick and with a simple click will let you know if you should play the pick or leave it out. No other Dutching programs have this feature.

### *How can Hedging help improve Profits?*

When you hedge a bet you only bet enough on it to win enough to break even for the overall wager. To understand why this can be useful we have to look at how Dutching actually works. In order to make exactly the same amount of profit no matter what the odds of the winner are it is necessary to use proportional betting. This means betting more money on the low-odds picks and less on the longshots. If we have a pick that is going off at very low odds it might require a huge chunk of our bankroll to cover it in the Dutch. If we like the horse we certainly don't want to leave it out, but leaving it in is killing our profits! In these cases, hedging is the perfect solution. By hedging a pick we reduce the overall bet cost which increases the profit whenever one of the non-hedged picks wins. If the heavily bet favorite wins, we break even and get all our bet money back - as if the race never happened. No harm, no foul. So how well can this work? Well, if we can double our profit by hedging the favorite, and if the favorite wins only 1 out of 3 races we will have doubled our profit in 2 out of 3 races and got our bet back on the other. Pretty slick, eh?

### *What else can Hedging do?*

There is another great use for hedging which often involves high-paying picks. In many races there are one or more "Danger" horses - entries we don't know much about. They might be "shippers" coming in from another track or maybe coming off a long layoff with a couple of good or maybe hidden workouts. Usually we don't pay them much attention unless they start getting a lot of betting action, but once in a while they beat us out and we lose the Dutch to them. Hedging can be used as a cheap

insurance policy against these invaders. Since the odds on these picks are usually relatively high, we can afford to hedge them for next to nothing. That way whenever they to try to spoil our Dutch, we at least get our money back, so we won't lose a dime to these guys again! As you can see, the hedging feature can pay for itself in just a few uses. Unfortunately there are only a couple of programs around the can do Hedging and only my Multi-Bet program lets you know if it is better to Hedge a pick or to Pass on it.

### *Are there any other ways I can improve my Profits?*

Yes and No. While there are no other tricks to boost profits for any one race, it is possible to improve our overall profit using a wagering method I refer to as percentage-of-bankroll wagering. This method was originally developed as a way to play round-robin parlays as part of my PARLAYMASTER wagering system. Since then I have redefined it into a separate and complete wagering system which I call PERCENTMASTER - part of my Playing the Percentages method. Percentage-of-bankroll wagering involves changing the bet size over a series of bets depending on the results of the previous bets. This method is greatly improved when we have a large percentage of winning bets per day - which is exactly what Dutching does for us. It turns out that Dutching and Parlays can go hand-in-hand!

.

As you can see, there is a lot more to Dutching than what Mini Dutch can do, but I'm sure you will find it an extremely useful program in its own right and will allow you to explore the advantages of Dutching before investing in a more powerful version.

The following tutorial will show you how to use the Mini Dutch program. Beginners will appreciate its simplicity and experienced players will enjoy its quick and easy interface when betting on line.

# Mini-Dutch Tutorial

When you first open the MiniDutch program you will be presented with a splash screen. In case you need to review the basic program instructions you can click on the small disclosure triangle labeled “Instructions” in the lower left corner which will open the instructions panel as shown in the screen shot to the right.

To close the splash screen box click on the “Close” button in the upper right corner and you will be ready to use the MiniDutch program:



Let's look at a simple 3 horse Dutch. Let's say our three picks are going off at odds of 3:1, 4:1 and 5:1. Start by clicking in the first Odds box. Then type in a 3. You could also type the odds as 3:1 or 3/1 - the program won't let you type inappropriate characters. If you only want to Dutch two entries simply leave the rest of the boxes blank.

After typing the first odds you can use the Tab key to jump to the second box or use the mouse to click the cursor into the box.

Once all three odds are entered simply click the "Calculate" button to calculate the Dutch. As you can see, the results are displayed to the right of each odds entry box. The figures are automatically rounded off to the nearest dollar.

The default bet size is \$50.00 so the three bets should add up to around \$50.00 depending on the rounding off needed. As you can see by the results here we need to bet \$20 on the 3:1 pick, \$16 on the 4:1 and \$14 on the 5:1. Looking at the profit we can see that no matter which pick wins we will make a profit of \$31.00. That means we will get back \$31.00 plus our \$50 bet back for a total payoff of \$81.00.

Odds	Bet
3	20.00
4	16.00
5	14.00
	--

Calculate

Profit = \$ 31  
R.O.J. = 62%

Bet Size: \$ 50

If you would like to change the Bet Size just click on the Slider and drag it left or right until the Bet Size you want shows up above the slider. The bets are automatically recalculated as you move the slider so there is no need to re-click the "Calculate" button. The next screenshot shows the same bet with the Bet Size set to \$100. Notice that the new bet amounts are roughly twice the size of the previous ones - they will vary a bit depending on the rounding off amounts.

Odds	Bet
3	41.00
4	32.00
5	27.00
	--

Calculate

Profit = \$ 62  
R.O.J. = 62%

Bet Size: \$ 100

Now let's say we want to add another horse to the Dutch whose odds are 9/2. When entering fractional odds you can use several different formats. In this case you could enter "9/2" or "9-2" or 9:2" or even "4.5" if you prefer. Now let's say we want to make a bigger bet than

the default amount of \$50.00. We simply click and hold on the slider and start to drag it to the right. As we do the Bet Size will change as we drag it and the bets will be recalculated as well. When we get the bet size to read \$100 we let go of the mouse button and our new bets will already be showing. As we might expect in this case, our profit has doubled compared to the \$50 bet size. We can also see our Return-on-Investment (R.O.I.) which for this bet is 25%. This figure does not change with different bet amounts.

The screenshot shows the MiniDutch calculator interface. At the top, there is a title bar with a close button and the text "MiniDutch". Below this is a table with two columns: "Odds" and "Bet". The table contains four rows of data: (3, 31.00), (4, 25.00), (5, 21.00), and (9/2, 23.00). The "9/2" row is highlighted with a blue border. Below the table is a blue "Calculate" button. Underneath the button, the text "Profit = \$ 25" and "R.O.I. = 25%" is displayed. At the bottom, the text "Bet Size: \$ 100" is shown above a horizontal slider with a blue arrow pointing to the right.

You can delete an entry by simply clicking its box. So after clicking the 4th box and then the "Calculate" button we return to the results at the right except now we can see the ROI for Dutching just 3 picks instead of four. As you can see, adding more picks significantly reduces our Return-on-Investment. We dropped from a ROI of 62% down to just 25% - less than half.

The screenshot shows the MiniDutch calculator interface. At the top, there is a title bar with a close button and the text "MiniDutch". Below this is a table with two columns: "Odds" and "Bet". The table contains five rows of data: (3, 41.00), (4, 32.00), (5, 27.00), and two empty rows with "--" in the "Bet" column. The "5" row is highlighted with a blue border. Below the table is a blue "Calculate" button. Underneath the button, the text "Profit = \$ 62" and "R.O.I. = 62%" is displayed. At the bottom, the text "Bet Size: \$ 100" is shown above a horizontal slider with a blue arrow pointing to the right. Below the slider are two buttons: "Use Payoffs" and "Reset".

By the way, the Return-on-Investment is independent of the bet size, so it doesn't matter where the slider is or what bet size we have selected - the ROI will be the same for the same odds. In our example here we can see that the ROI for the original Dutch was 62%. Even though the profit is double (because we used a \$100 bet size here) the ROI is identical so there is no need to set the slider back to \$50.

Click "Reset" to clear the entire window when getting ready for a new Dutch.

## *Dutching Exotics with Mini Dutch*

The Mini Dutch program can also be used with exotic bets such as exactas and daily doubles, and any bet that the track posts a "probable payoff" for. All you need to do is click the "Use Payoffs" button and the Odds boxes will be converted to Payoff boxes where you simply type in the posted Probable payoffs for your entries. (When you click the "Use Payoffs" button its name changes to "Use Odds" so you can go back to using odds whenever you want).

Unlike the Odds method which uses a standard \$2.00 minimum bet size to calculate the profits, the Payoffs method uses a \$1.00 minimum bet size instead since almost all tracks (in the U.S.) post the probable payoffs for this size bet. If your track uses a \$2 minimum bet your actual profit will be 1/2 of that shown here.

Let's look at some examples:

Suppose we want to Dutch an exacta box; 2 - 7 and 7 - 2. Let's say that the 2 horse is the favorite but the 7 horse is a longshot so the exacta will pay a lot differently depending on which one comes in first. By Dutching each bet rather than taking out an exacta box bet we can insure the same profit no matter which one comes in first.

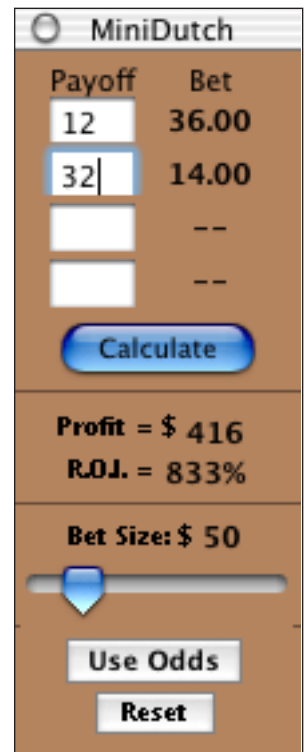
So let's say that the probable payoffs are as follows:

2 - 7 pays \$12.00

7 - 2 pays \$32.00

Let's plug those numbers into Mini-Dutch and see what we get:

As you can see, the bets are \$36 for the 2 - 7 shot to hit and \$14 on the other combo winning. In either case we make a profit of \$168 on \$50 bet for a ROI of 336%.



Payoff	Bet
12	36.00
32	14.00
	--
	--

Calculate

Profit = \$ 416  
R.O.I. = 833%

Bet Size: \$ 50

Use Odds

Reset

Let's look at one more exotic example:

Let's say we want to wheel our main pick, the 4 horse with four picks to place, the 3, 5, 7, and 9 horses. Just before post time we check the probable payoffs on a \$1.00 exacta bet and they are as follows:

**4 - 3 probable payoff = \$13.00**

**4 - 5 probable payoff = \$18.00**

**4 - 7 probable payoff = \$27.00**

**4 - 9 probable payoff = \$22.00**

Now let's say we want to bet a total of \$150.00. So we type in the four payoffs above then we move the slider to the right until we've set the Bet Size to \$150.00.

Since the program recalculates the Dutch as you move the slider, we don't even have to click "Calculate" to see the results. As you can see from the screenshot to the right, we stand to make a profit of \$588.00 if any of our four combinations comes in.

The screenshot shows the MiniDutch program interface. It features a table with two columns: 'Payoff' and 'Bet'. The table contains four rows of data. Below the table is a blue 'Calculate' button. Underneath the button, the program displays 'Profit = \$ 588' and 'R.O.I. = 392%'. Further down, it shows 'Bet Size: \$ 150' with a slider control set to 150. At the bottom, there are two buttons: 'Use Odds' and 'Reset'.

Payoff	Bet
13	53.00
18	39.00
27	26.00
22	32.00

Calculate

Profit = \$ 588  
R.O.I. = 392%

Bet Size: \$ 150

Use Odds  
Reset

As you can see, as useful the Mini Dutch program is, it only scratches the surface when it comes to Dutching. If you are interested in a much more powerful Dutching program please check out my E-Z-Dutch-It and Multi-Bet programs at the back of this manual or go to the Bettor Solutions website at [www.bettorsolutions.net](http://www.bettorsolutions.net)

Thanks for your interest in this program, and good luck at the races!

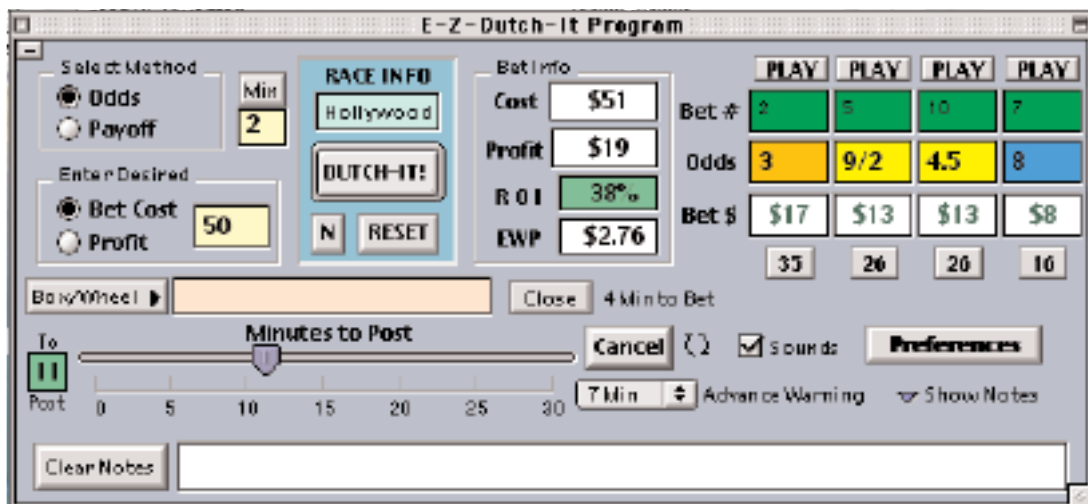
Jim

For those of you who have tried the Mini Dutch program and are convinced that Dutching can greatly improve your winnings you are probably ready to upgrade to a more comprehensive and powerful Dutching tool. I would like to introduce you to two such programs, my E-Z-Dutch-It program and the even more powerful Multi-Bet program. Both of these programs incorporate a number of incredible features.

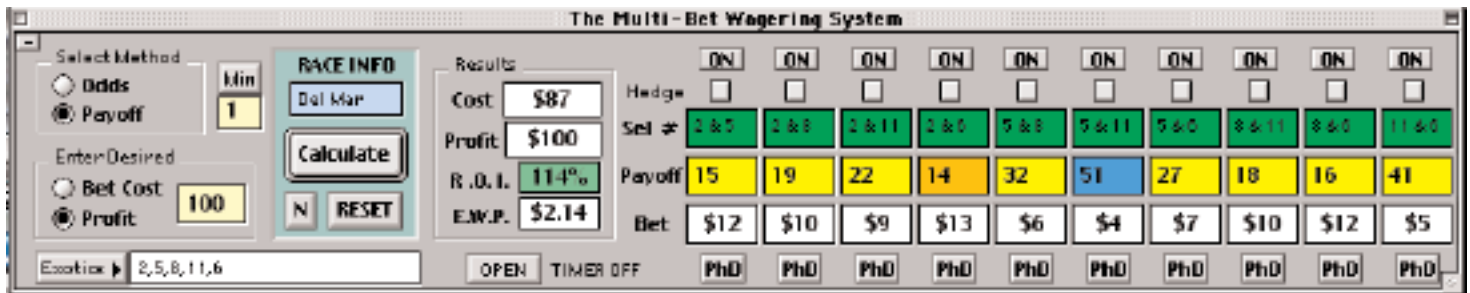
Here are just a few:

- **Enter Odds or Payoffs:** Works with Win, Exactas, Doubles - any kind of bet!
- **Select your Bet Size or Profit:** Choose how much to spend, or how much to win!
- **ON/OFF:** Remove picks from the bet and reinstate them without re-entering!
- **Auto-Exotics:** Enter all the picks to wheel or box and the program fills itself out and the window resizes!
- **Bet Timer:** Set it to remind you in time to place your bets!
- **Dutch up to 12 Entries:** The Program window automatically resizes!
- **Open multiple windows:** Run several different bets or tracks at the same time!
- **Play or Pass:** Determines whether to Dutch or Pass any entry! (E-Z-Dutch-It only)
- **Hedging:** Increase profits by Hedging any number of picks! (Multi-Bet only)
- **Dutch Doctor:** Determines whether to Dutch, Hedge or Pass any entry! (Multi-Bet only)

Take a look at the fully opened E-Z-Dutch-It window below. Normally the Notes section and the Bet Timer would be hidden making the program window more compact. While this screenshot only shows 4 betting cells, the window can be opened to reveal up to 12 runners. The program shows a 4 horse Dutch at 11 minutes to post. The bet cost is \$50 and the ROI is a respectable 38%, considering we are playing four picks and three must lose!



Now check out the Multi-Bet window below. It's been set for a 5 horse Quinella box which requires ten bets. The window has opened to show ten of the 12 available betting cells and the Selection numbers at the top have been filled out automatically. The probable payoffs for all the combinations have been entered and a desired Profit of \$100 has been entered. The bet cost will be \$87 so the bet will return a total of \$187.00. That's a Return-on-Investment of 114% - excellent since we will have to lose 9 out of the ten bets!



### *What are the differences between E-Z-Dutch-It and Multi-Bet programs?*

The only real difference between the two programs is the Hedging feature. Multi-Bet has it and E-Z-Dutch-It does not. The only other slight difference is the way each program helps you figure out whether or not to include a horse in the Dutch. E-Z-Dutch-It uses a technique called "PLAY or PASS" Since E-Z-Dutch-It does not have to handle the complex hedging calculations it can actually do the calculations for every pick and show the results below each pick on the main program window. Due to the complexity of calculating a hedged bet Multi-Bet uses a method called the "Dutch Doctor" which uses a separate window to help you determine whether you should Pass, Hedge or Dutch a pick. (PHD = Doctor, get it?) Other than these items, everything else about the two programs is the same.

### *How easy is it to combine Dutching with Parlays?*

As I mentioned earlier, Dutching and parlays go hand in hand. As a matter of fact I have recently combined them both into one simple to use program. This brand new program combines the Multi-Bet Dutching window with my PARLAYMASTER Daily Tally program to create a simple and powerful way to play a parlay using Dutched bets. I call this my Multi-Master program.

You can learn more about these programs by going to the bettor-solutions web site at:

[www.bettorsolutions.net](http://www.bettorsolutions.net)

